

Free, open to public
starts at 7

Mullinax - Choral Repertoire Information and Rehearsal Guide



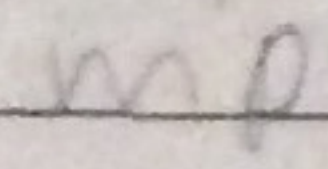
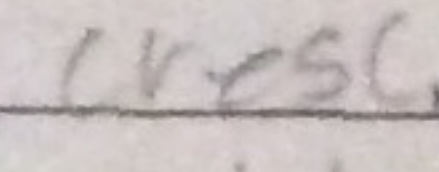
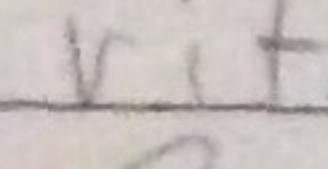





Student Name: Hayley Pierce Date: 1/27 Period 1 Ensemble Women's Level III

Title Lux Aeterna Composer/Arranger Prain A. Schmidt Text a mass for the dead

Time Signature 4/4 Meter Simple Pulse duple Accidentals 2 sharps Key Signature D Major

Where is DO? D Voicing SATB Language Latin Tempo Prayerful Genre Sacred

General Information regarding this choral selection: This acapella piece is a sacred piece from a mass for the dead.

| Musical Term or Marking | Meaning |
|--|--|
| 1. <u></u> | - slur - brings 2 different notes together |
| 2. <u></u> | - piano - soft |
| 3. <u></u> | - mezzo piano - medium soft |
| 4. <u></u> | - crescendo - gradually get louder |
| 5. <u></u> | - ritardando - gradually slow down |
| 6. <u></u> | - 2 beats per measure, quarter note gets the beat |
| 7. <u></u> | - crescendo - gradually get louder |
| 8. <u></u> | - fortissimo - very loud |
| 9. <u></u> | - divis - divide divide one part into 2 |
| 10. <u></u> | - breath mark - breathe here |

Rehearsal Date Write a short (one phrase) post rehearsal reflection regarding something that you learned today about THIS selection.

- 1/29 We learned how to play the cadence in this piece.
- 2/1 We learned how to handle the alto splits in section 1.
- 2/2 I learned more on how to handle dynamics.
- 2/3 I learned how to produce a dark tone in this piece.